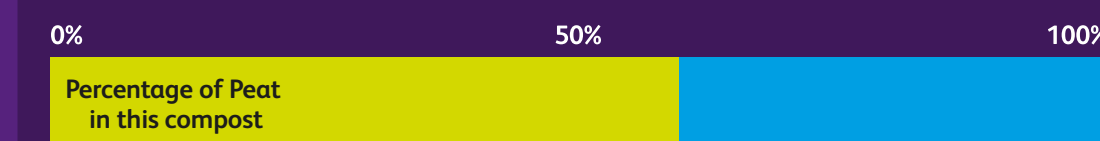




PRODUCT INFORMATION

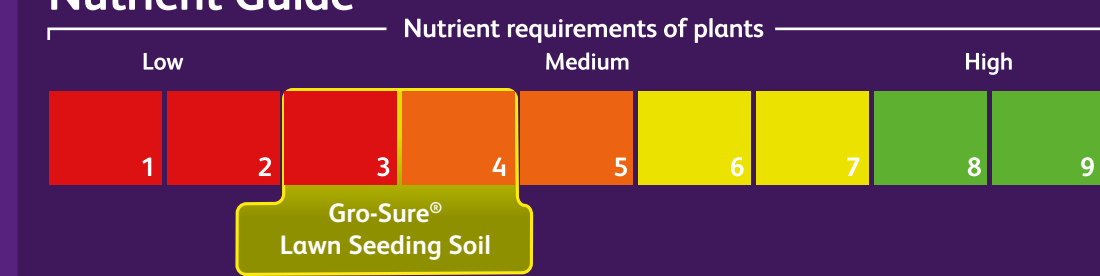
At Westland we are always striving to make our products clearer and easier to understand so you can make more informed purchase decisions. Westland Gro-Sure® Lawn Seeding Soil contains the following key ingredients:

Peat



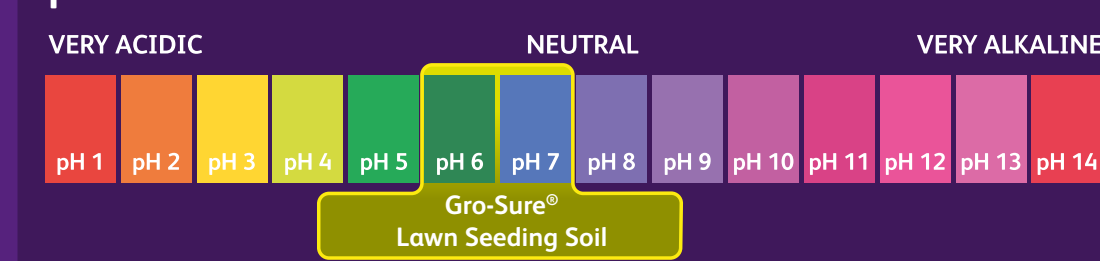
This compost contains a medium level of peat for a better, more consistent growing medium with improved moisture and nutrient retention. It offers the ideal balance between air and water holding, making it the perfect environment for healthy grass establishment.

Nutrient Guide



The Nutrient Guide gives an indication of the level of nutrients in compost. Westland Gro-Sure® Seeding Soil sits in the 3-4 range providing a low level of balanced nutrients tailored for successful, healthy seed germination.

pH



pH is a measure of the acidity of the soil. A pH that is too high or too low will result in a reduced nutrient uptake. This soil has the optimum pH for ensuring the correct amount of nutrients are freely available for plant uptake.

HEALTH & SAFETY ADVICE

- Use in a well ventilated place and avoid breathing in dust.
• Always wear gloves when gardening and then wash hands after use.

*30 Litres (When Filled) - Volume may reduce by up to 10%. This pack has been filled in accordance with the Growing Media Association Code of Practice for Quantity Measurement available from www.growingmedia.co.uk

**When trialled against standard lawn soil



QA CODE

Westland Horticulture Limited, 14 Granville Industrial Estate, Granville Road, Dunganon, Co Tyrone, BT70 1NJ UK Tel: 08700 663 566 ROI Tel: (0044) 8700 663 566

www.gardenhealth.com



Lawn Seeding SOIL



GROW WITH Gro-Sure CERTAINTY Lawn Seeding SOIL



- ADDED SEAWEED FOR HEALTHIER GRASS
MAKES WATERING EASY

- PERFECT FOR
SOWING LAWNS
LAWN REPAIR
TURF UNDERLAY



Lawn Seeding SOIL



Lawn Seeding SOIL

Gro-Sure® Lawn Seeding Soil is a unique blend of fine peat, loam and sand, with added seaweed extract, designed to give grass seed or newly laid turf the best possible start.

Instructions for use

First put on a pair of gloves and rework soil between hands to reconstitute. Then you're all set!

New lawns to be grown from seed or laid as turf:

- 1 Prepare the soil by clearing away any debris and weeds.
2 Once all weeds are dead, dig or rotivate the existing soil, removing all remaining weed roots and any rubble or debris.
3 Firm down the existing soil by treading, ensuring that clods are broken-up. Firm the soil by repeated treating and raking until you have a flat, firm surface.
4 Spread Gro-Sure® Lawn Seeding Soil over the prepared surface, to a depth of approximately 3-4cm and level.
5 Sow grass seed or lay turf, following suppliers directions.

Used as a top-dressing:

- 1 Fill in any hollows and improve lawn growing conditions by using as a top-dressing.
2 Spread in a layer approximately 1-2cm deep all across the lawn and work into the grass using a stiff brush or the back of a rake.

Tip: Incorporate some grass seed into Gro-Sure® Lawn Seeding Soil just before using as a top-dressing, then water-in once the mix is worked into the existing grass. Frequent and thorough watering of new lawns is essential for establishment.

Why use Gro-Sure® Lawn Seeding Soil?

- Fine particle size to ensure rapid water uptake by seeds or turf roots
• Free-draining to protect new roots against rotting
• Added wetting agent to ensure easier and more effective watering
• Added seaweed to improve grass health
• Gentle feed to encourage healthy growth
• Guaranteed weed-free



For Best Results...

To create a lush, green lawn use Gro-Sure® Smart Lawn Seed. This lawn seed is a blend of quality seed that is guaranteed to grow. It features unique aqua gel technology to improve germination success and keeps working for the whole season.

Keep your garden strong and healthy, visit www.gardenhealth.com for expert advice