

# Sow Smart

## 6 TOMATO SEED PLUGS

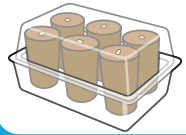
EACH PLUG CONTAINS:  
SEED + COMPOST + FEED



FROM PLUG  
TO PLANT  
IN 4 WEEKS  
JUST ADD WATER

### What's in every pack of Gro-Sure® Sow Smart?

Gro-Sure Sow Smart contains all you need to nurture your own tomato plants from seed to harvest.



**1 Gro-Pod propagator with 6 seed plugs.**



**Each plug contains unique moisture retaining compost, feed and seed.**

**When to Start**  
MARCH TO MAY

**When to Harvest**  
JULY TO SEPT

### Tomato varieties This pack will grow 3 plants of:



**Alicante**  
Lovely firm, tasty tomatoes perfect for salads, pasta or cooking.



**Gardener's Delight**  
Sweet cherry fruits with a delicious flavour. You'll love snacking on these!



Register online to get tips and advice on how to grow tasty tomatoes!

[www.gardenhealth.com/sow-smart](http://www.gardenhealth.com/sow-smart)

### Getting started


1. Take off and turn over the lid and fill with water. Place the tray including the compost plugs into the water.
2. Remove the stickers that protect the seeds once the plugs have absorbed the water.
3. Loosely put the lid back on (pour away excess water if needed) and place on a warm, bright windowsill, but out of strong sunlight.



### Nurturing your seedlings

4. Remove the lid as soon as you see germination, and place it back under the base.
5. Water plugs if they dry out (pour away excess water if needed)

**TOP TIPS - If more than one seedling germinates in a single plug, carefully pull out additional seedlings, leaving one to grow on.**



### Growing on

6. Plant out once seedlings have grown 10-15cm tall and all risk of frost has passed.
7. Plant into a Gro-Sure Tomato Planter and feed fortnightly with Gro-Sure Tomato Food once a first set of green fruit appears.

**TOP TIPS - If your plants are ready to plant out before risk of frost has passed, pot them up into larger plant pots using Gro-Sure All-Purpose Compost and keep them on the windowsill.**

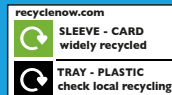


Grow on your plants with Gro-Sure Tomato Planter & Tomato Food.

20500205 V1



Standard Seeds. E.U Rules and Standards. On average, contains 12 seeds. Store in a cool, dry, frost free place. Use contents within season of purchase Westland Horticulture Ltd, 14 Granville Industrial Estate, Granville Road, Dungannon, County Tyrone, BT70 1NJ UK Tel: +44(0)1480 443789 Westland and Gro-Sure are registered trademarks of Westland Horticulture Limited. © Westland Horticulture Limited 2015



EACH CONTAINING

