



DEADFAST MOUSE & RAT KILLER PLUS BLOCK BAIT STATION








HOW TO ROD THE BAIT STATION

Before using the bait station, please read and follow the product information. The full label is available on our website.

CONTENTS OF THE BAIT STATION:

			
BAIT STATION	BLOCKS X 5	KEY	RODS (2 SHORTS & 1 LONG)

INSTRUCTIONS

STEP 1			
	TO OPEN THE BAIT STATION, UNLOCK THE LID BY TURNING THE KEY 90° CLOCKWISE ON EACH SIDE.		
STEP 2			
	REMOVE THE PLASTIC BAIT TRAY LOCATED INSIDE THE BOX		
STEP 3			
	SNAP THE BAIT RODS APART. THIS BAIT STATION HAS TWO SHORT RODS FOR VERTICAL PLACEMENT AND ONE LONGER ROD FOR HORIZONTAL BAIT PLACEMENT.		
STEP 4A VERTICAL ROD POSITION		STEP 4B HORIZONTAL ROD POSITION	
	INSERT THE SHORT RODS IN THE HOLES LOCATED IN THE MIDDLE OF THE BAIT STATION.		PUSH THE LONG ROD THROUGH THE CENTRE OF THE BAIT BLOCKS (WITHOUT UNWRAPPING).
	WITHOUT UNWRAPPING, SPIKE THE BLOCKS ONTO THE BAIT RODS		FIX THE ROD INTO POSITION BY MOUNTING THE ROD IN THE GROOVES LOCATED AT EACH SIDE OF THE BAIT STATION
STEP 5			
	LOCK THE BOX BY PRESSING THE LID DOWN FIRMLY UNTIL THE LOCKS "CLICK" SHUT		