

# TECHNICAL FACT SHEET - LAWN SEED

V2-09/11/18

## GRO-SURE SMART LAWN SEED FAST START

A blend of quick growing, hard wearing varieties ideal for over-seeding worn grass or filling in bare patches.

### BENEFIT

- Will germinate in cooler conditions.
- Creates a lush family lawn.
- Aqua-Gel coated seed

### APPLICATION RATE

LAWN TYPE	APPLICATION RATE
Starting a new lawn	40g sq.m
Revitalising existing lawns	30g sq.m

### APPLICATION METHODS

Hand/Spreader/Shaker box



### WHERE TO USE



**Existing lawns** To over-seed  
**Bare soil** To establish new lawns  
**Patches** For repairs

### EXPECTED RESULTS

In good conditions blades of grass can usually be seen in under 2 weeks, however if the conditions are unfavourable this may take considerably longer.

SPRING	SUMMER	AUTUMN
<ul style="list-style-type: none"><li>• Earlier sowing</li><li>• Quick establishment to outcompete weeds</li></ul>	<ul style="list-style-type: none"><li>• Ideal for over-seeding</li></ul>	<ul style="list-style-type: none"><li>• Extended sowing time</li><li>• Lawn has time to establish before winter stress</li></ul>

### INSTRUCTIONS FOR USE

#### PREPARATION

Clear away any debris and remove/kill weeds before sowing.

New lawn (or Patch Repair)	Revitalising Existing Lawn
<ul style="list-style-type: none"><li>• Dig over the soil to a depth of 20-25cm.</li><li>• Break down any lumps and firm soil by treading it.</li><li>• Level out using a rake, creating a flat and even surface.</li></ul>	<ul style="list-style-type: none"><li>• Mow the lawn closely.</li><li>• Rake or scarify the area to open up the soil surface.</li></ul>
<ul style="list-style-type: none"><li>• Spread Gro-Sure® Lawn Seeding Soil over the surface to a 3-4 cm depth and level out.</li></ul>	<ul style="list-style-type: none"><li>• Fill any shallow holes with Westland Lawn &amp; Turf Dressing and level out.</li></ul>

### KEY POINTS

- Success in cold weather
- Quick to establish
- Extends sowing time
- Ideal for patches, full sun or shade

NPK: 3-2-3 +2MgO +2Fe

### LAWN SEED: SPECIES AND MIX BENEFITS

SPECIES	Perennial Ryegrass	<i>Lolium perenne</i>
SPECIES	Creeping Red Fescue	<i>Festuca rubra</i>

Success in cold weather	✓✓✓✓✓
Quick establishment	✓✓✓✓✓
Full Sun	✓✓✓✓✓
Shade tolerance	✓✓✓✓✓
Patches	✓✓✓✓✓

### WHEN TO USE

JAN	FEB	MAR	APR	MAY	JUN	JUL	AUG	SEP	OCT	NOV	DEC
		✓	✓	✓	✓	✓	✓	✓	✓		
		❄️			☀️	☀️	☀️		❄️		
✓ Optimal sowing		❄️ Above 7° C soil temperature			☀️ High temperature risk						



#### SOWING

**Tip:** In dry conditions, water the soil thoroughly the day before.

- Shake the box to mix up the seeds.
- Lightly rake to incorporate the seed into the soil.
- Walk over or roll the sown area to press the seed into the soil.

#### WATERING

- Water the area thoroughly using a fine-rose watering can or sprinkler, taking care not to wash the seeds away.
- In dry conditions, water daily to maintain soil moisture levels until seed germinates.

#### GRO-SURE FAST START LAWN SEED

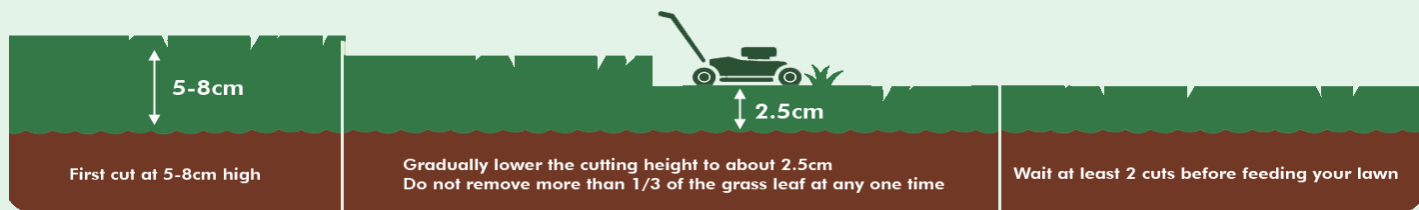
Technical Advice +44 (0)1480 443789 ©Westland Horticulture Ltd, Alconbury Hill, Huntingdon, Cambridgeshire PE28 4HY, United Kingdom

Always read the label and product information before use




## AFTER CARE

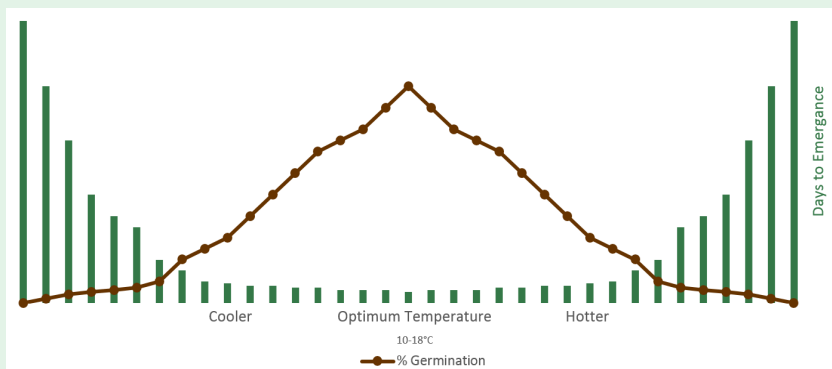
- Keep new lawns well watered especially in dry conditions.
- Do not use weedkillers or strong fertilisers on new lawns and always read the product label before use.



Nutrient	Nutrient Content
Nitrogen (N) Total	3.0%
Total Phosphorous pentoxide (P <sub>2</sub> O <sub>5</sub> )	2.0% (0.9% P)
Phosphorous pentoxide (P <sub>2</sub> O <sub>5</sub> ) soluble in water	1.9% (0.8% P)
Potassium Oxide (K <sub>2</sub> O) soluble in water	3.0% (2.5% K)
Total Magnesium Oxide (MgO)	2.0% (1.2% Mg)
Total Iron (Fe)	2.0%



## EFFECT OF TEMPERATURE ON LAWN SEED GERMINATION



### BEST CONDITIONS:

Lawn seed grows best when the soil temperature is consistently around 10°—18°C. Fast Start begins to germinate at 7° C.

If conditions stray out of this range, time and rate of germination can be negatively impacted as can be seen in the graph.

### Micro-Nutrient Coated Seed

- Gro-Sure Lawn Seed is coated to significantly improve germination and for quicker establishment
- Excellent bird deterrent...not repellent
- Organic compounds attract and retain moisture around the seed
- Micro nutrients for strong healthy rooting and rapid establishment
- Plant hormones to stimulate growth

### RECOMMENDED LAWN FEEDS — For new lawns

- Westland SafeLawn
- Aftercut 3 Day Green
- Lawn Thickener

## FREQUENTLY ASKED QUESTIONS

### Q. Should I cover the seed?

A. The seed should be sown onto and lightly raked in to the soil surface and no deeper than 1-2cm. A germination sheet (or fleece) can be used to speed up the germination stage but should still be removed upon emergence.

### Q. When can I use a Weed Feed & Moss Killer?

A. Your lawn must be older than a year before using this type of product.

### Q. Why is this different to Gro-Sure Smart Seed?

A. The blend of seed and the species used are specifically selected for the characteristic of germinating at lower temperatures. This enables a quicker start and better establishment of the seed.

For any other questions or advice please contact our Technical Advice line on: **01480 443789** (Mon-Fri 10am-4pm) or email [customerservice@westland.com](mailto:customerservice@westland.com)

### GRO-SURE FAST START LAWN SEED

Technical Advice +44 (0)1480 443789 ©Westland Horticulture Ltd, Alconbury Hill, Huntingdon, Cambridgeshire PE28 4HY, United Kingdom

Always read the label and product information before use

